

Collection and mailing instructions

Intended use: This product is designed for the collection and stabilization of animal DNA from oral samples.

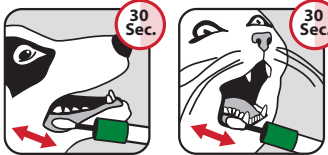
Warnings and precautions – read all instructions prior to collection:

- Animal should not eat for 1 hour or drink for 10 minutes before collection.
 - Separate **unweaned puppies/kittens** from mom for at least **1 hour** prior to swabbing.
 - Do not scrape the animal's teeth with the sponge. Do not allow the animal to chew or bite the sponge.
 - Carefully remove the swab from the sleeve by holding tube end. Retain the sleeve for returning your swab.
 - Do not let the tip of the sponge touch anything other than the animal's mouth.
 - Tube contains stabilizing liquid. Do NOT spill. Wash with water if the stabilizing liquid comes in contact with eyes or skin. Do NOT ingest.
- See MSDS at <https://www.dnagenotek.com/US/PDF/PD-MSDS-00003.pdf>

Collection instructions

IMPORTANT: Do NOT remove the cap prior to sample collection.

1



Place the sponge in animal's mouth at the cheek pouch. Press gently to the outside, rub and roll against the cheek, while also collecting saliva **for a minimum of 30 seconds**.

Assistance with the animal is encouraged during collection.

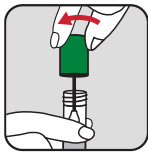
2



Hold the tube upright and unscrew the cap from the tube.

IMPORTANT: Tube contains stabilizing liquid, do NOT spill.

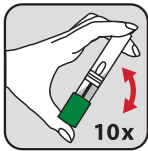
3



Turn the cap upside down and insert the oral sponge fully into the tube.

Screw cap on **tightly** to prevent liquid sample from leaking during transport.

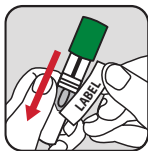
4



Invert the tube 10 times to thoroughly mix sample.

Labeling instructions

5

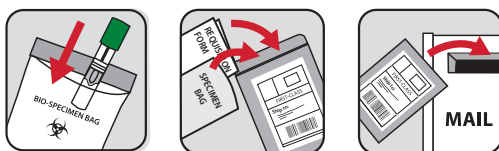


Locate the label provided with the kit. Affix the label to the length of the collection tube.

NOTE: Complete the sample collection and sample labeling process for **each animal before proceeding** to the next collection. Wash hands between animals.

Return instructions

6



Place the collected sample into the collection device sleeve (ensure matching labels) and then into the specimen bag provided, along with a printed copy of your requisition form, and seal bag. Then insert into the provided return envelope and mail back as soon as possible.

NOTE: If you require any changes to your dog's information, please make those changes on the requisition form and return with your sample.

You will receive an **email when your sample has been received** and you will be notified again when **results are ready**.

For shipments via USPS
Paw Print Genetics[®]
PO Box 28250
Spokane, WA 99228-8250
USA

For overnight and 2 day shipments via FedEx, UPS, USPS, etc.
Paw Print Genetics[®]
10220 N Nevada St., Suite 300
Spokane, WA 99218
USA

Collection kit manufactured for
Genetic Veterinary Sciences, Inc[®]
by DNA Genotek Inc.
3000 - 500 Palladium Drive
Ottawa, ON, Canada K2V 1C2
Subsidiary of OraSure Technologies, Inc.
Patent (www.dnagenotek.com/legalnotices)
PD-PR-00957 Issue 1/2020-02

Telephone: 509-483-5950 | Toll-Free 1-855-202-4889
www.pawprintgenetics.com • askus@pawprintgenetics.com
© 2020 Paw Print Genetics[®], all rights reserved.